



## TECHNICAL DATA

**Operating range:** flow rate up to 11 m<sup>3</sup>/h, with head up to 40 meters  
**Pumped liquid:** clean, free of solids and abrasives, non-viscous, non-aggressive, non-crystallised and chemically neutral, with properties similar to water.

**Liquid temperature range:** from -10°C to +90°C

**Maximum ambient temperature:** +40°C

**Maximum operating pressure:** 8 bar

**Protection class:** IP 55

**Insulation class:** F

**Standard Voltage:**

single-phase 220-230 V 50 Hz

three-phase 230 / 400 V 50Hz

**Installation:** horizontal or vertical position, provided that the motor is always above the pump.

**Special executions on requests:**

**V version:** Alox Ceramic/Carbon/FKM: for oily liquids (up to 110°C) and propylene glycol

**VS version:** SiC/SiC/FKM: for oily liquids (up to 110°C) and fluids with abrasive particles

**E version:** SiC/Carbon/EPDM: high temperature water up to 120 °C and ethylene glycol

## APPLICATIONS

Single-impeller stainless steel end suction centrifugal pump, suitable for thermal waters, industrial washing, civil and industrial pressure boosting (cold, hot, refrigerated liquid).

## CONSTRUCTION FEATURES OF THE PUMP

The Pump body and impeller in stainless steel AISI 304 make the pump more resistant to the corrosion, reliable and compact.

The support in aluminium and the mechanical seal in Carbon Ceramic and NBR complete the hydraulic part of the pump.

The pump is MEI comply.

## CONSTRUCTION FEATURES OF THE MOTOR

Closed asynchronous type, external ventilation cooling.

Rotor running on ball bearings, oversized to ensure low noise and durability.

Standard built-in thermo-amperometric protection. Capacitor permanently fitted on single phase versions.

For the protection of the three-phase motor, we recommend the use of remote overload cut-outs, in compliance with current local regulations.

Construction according to CEI 2-3.

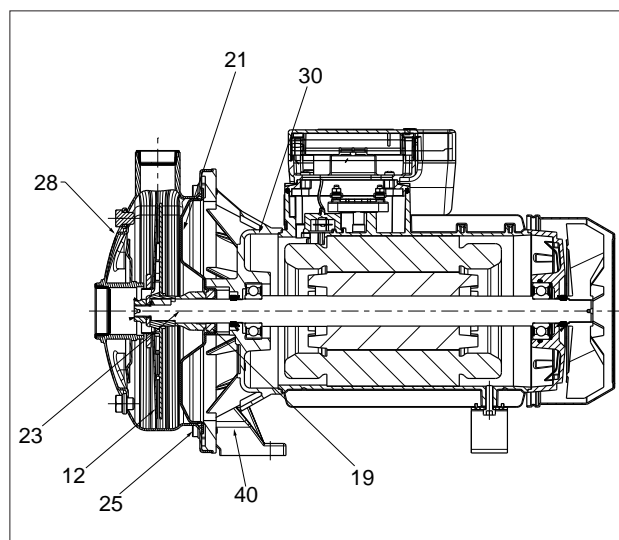
Three-phase IE2 motors as standard.

## MATERIALS

N°	PART	MATERIALS
28	PUMP BODY	STAINLESS STEEL AISI 304
12	IMPELLER	STAINLESS STEEL AISI 304
19	MECHANICAL SEAL (*)	CARBON/CERAMIC/NBR/AISI316
21	MECHANICAL SEAL DISC	STAINLESS STEEL AISI 304
25	O-RING	NBR
23	PUMP SHAFT	STAINLESS STEEL AISI 303
30	MOTOR CASE	ALUMINIUM
40	MOTOR SUPPORT	ALUMINIUM

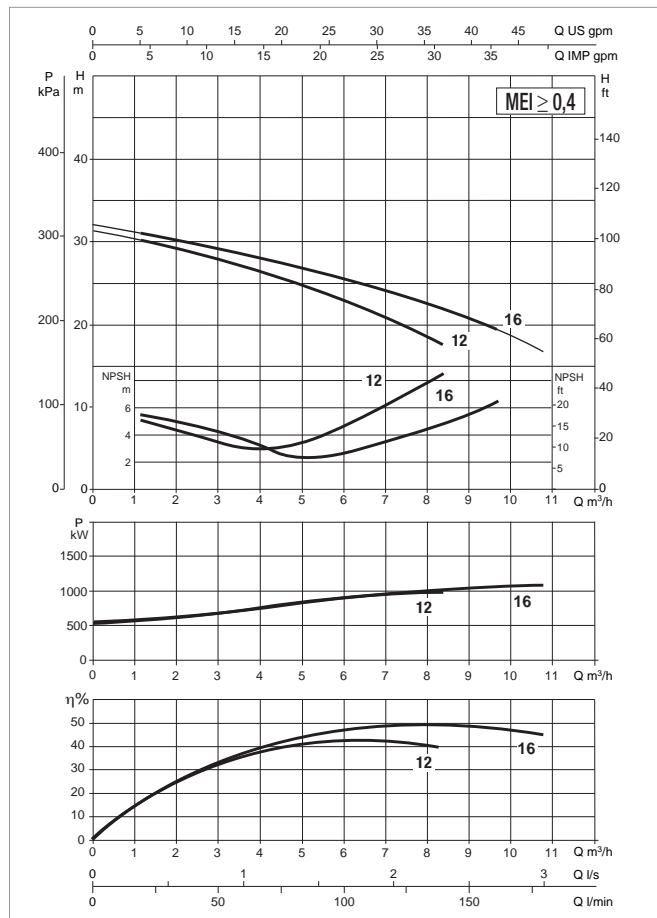
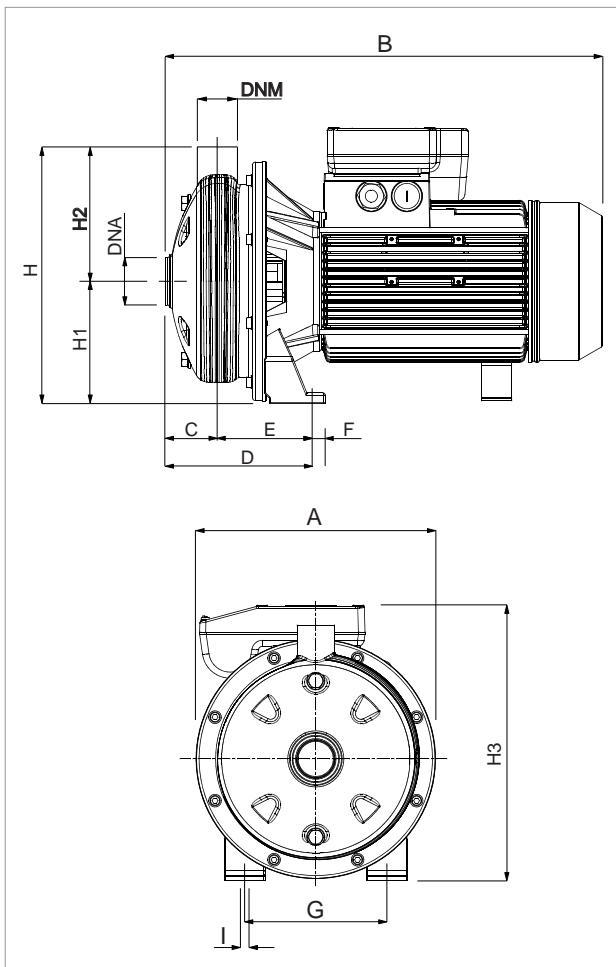
(\*) Special mechanical seal:

Alox Ceramic/Carbon/FKM - SiC/SiC/FKM - SiC/Carbon/EPDM



## KI - STAINLESS-STEEL CENTRIFUGAL PUMP

Liquid temperature range: from -10°C to +90°C - Maximum operating pressure: 8 bar



The performance curves are based on kinematic viscosity values = 1 mm<sup>2</sup>/s and density equal to 1000 kg/m<sup>3</sup>. Curve tolerance according to ISO 9906.

MODEL	l/min	0	20	50	80	90	110	130	140	160	180	195
	m <sup>3</sup> /h	0	1,2	3	4,8	5,4	6,6	7,8	8,4	9,6	10,8	11,7
KI 12 M	H (m)	31,4	30,1	27,8	25,1	24,0	21,7	19,0	17,5			
KI 16 M		32,0	30,7	28,9	27,0	26,3	24,8	22,8	21,6	19,2	16,5	
KI 16 T		32,0	30,7	28,9	27,0	26,3	24,8	22,8	21,6	19,2	16,5	

MODEL	POWER INPUT 50 Hz	P1 max kW	POWER P2		In A	CAPACITOR		MEI
			kW	Hp		uF	Vc	
KI 12 M	1x220-230 V	1,4	0,75	1	6,5	25	450	≥ 0,4
KI 16 M	1x220-230 V	1,55	1	1,36	7	25	450	≥ 0,4
KI 16 T	3x230 / 400 V	1,45	1	1,36	5 / 2,9	-	-	≥ 0,4

MODEL	A	B	C	D	E	F	G	H	H1	H2	H3	ø I	DNA	DNM	PACKING DIMENSIONS			GROSS WEIGHT Kg	PALLET Q.TY
															L/A	L/B	H		
KI 12 M	214	337	53	143,5	90,5	13	130	232	108	124	-	9	1"1/4 G	1" G	400	240	275	13,4	27
KI 16 M	214	337	53	143,5	90,5	13	130	232	108	124	-	9	1"1/4 G	1" G	400	240	275	13,4	27
KI 16 T	214	354	53	143,5	90,5	13	130	232	108	124	-	9	1"1/4 G	1" G	400	240	275	13,8	27