



FEKABOX - FEKAFOS - DRENOBOX

NEW FEKABOX, FEKAFOS AND DRENOBOX

WHY CHOOSE AN AUTOMATIC LIFTING STATION



VERSATILITY

The collection and lifting stations FEKABOX and FEKAFOS are versatile and adapt equally to the underground facilities such as those at the surface, those installed in enclosed spaces rather than outdoors.

THE IMPORTANCE OF MATERIAL

They are made of Polyethylene with an average of 8m, material which unlike cement, allows a important reduction in weight with a significant impact on the cost and timing of handling and installation. In addition, the Polyethylene also guarantees a resistance that makes the tanks inert to chemical attacks and robust against mechanical stress.

THE ERGONOMIC DESIGN

The new range of tanks comes complete with all the necessary predispositions to maximize ease of the installation phase.

Every aspect has been detailed to make the installer's job easier, like the new symbology pre-printed directly on the tank near the inlets and the outlets, to make installation simpler.

THE CERTIFICATIONS

The new FEKABOX e FEKAFOS tanks are in line with the European standard EN 12050 1-2.

OPERATION AND USE

Tanks for domestic waste water arriving from drainage systems of various types or storm drains, for systems located below the sewer network such as garages or basements, when the sewers cannot be reached by gravity. The pump installed in the tank allows the waters to be conveyed into the sewer. The tank has numerous possibilities for connecting pipes at input, output and ventilation, allowing adequate use even in limited spaces. A grinder pump can also be installed in the tank, able to break up any foreign bodies in the waste water and project them at long distances.



FEATURES



**MADE WITH
RECYCLABLE MATERIALS**



COVER

Completely air-tight and easy to install, with seal and safety lock. Withstands the weight of a person up to 100 Kg.




SYMBOLS

Pre-printed directly on the tank near the inlets and the outlets, to make it easy the installation



INLETS

Designed for drilling of holes in situ on several sides and for several sizes, ranging from DN 110 to DN 50. Guarantees excellent flexibility in plants which are often pre-installed.



OUTLETS

2" Threaded



COUPLER FOOT

2" and 1" / ¼ polypropylene coupler foot with integrated anti-rotation bracket. Simple pump installation and maintenance.



ANCHOR FITTINGS

Stop the tank floating upwards in case of flooding or high groundwater levels.



EMERGENCY OUTLET

Designed for connection to an emergency pump-out system in the event of lengthy electrical power cuts.



FEKABOX RANGE

FEKABOX range automatic lifting stations are suitable for collecting and lifting **clear, rain and waste water from washing machines, sinks and WCs** in systems installed at a lower level than the sewer, in locations such as garages or basements. Models are compact and easy to install. They are ideal for homes and other residential properties. The **FEKABOX** is designed for use with just one automatic single-phase pump with float switch, which must be ordered separately.

FEKABOX 110

Capacity [l]	110
Connections	4 - DN110, DN50 horiz. inlets 1 - 2" vertical pump-out 1 - 2" horiz. pump-out 1 - DN40 emergency pump-out 1 - DN 50 vent
Overall dimensions [mm]	D: 620 x L: 390 x H: 600
Complete with	PVC unions and rubber coated hose for vertical or horizontal 2" outlet.
Recommended pumps	FEKA 600 MA FEKA VS/VX 550-750 MA
Operating range	From 1 to 24 m ³ /h with head up to 9 mt



FEKAFOS RANGE
COMPLIANT WITH EUROPEAN
NORMATIVE EN 12050-2

FEKABOX 200



Pumped liquid temperature: 50°C

Capacity [l]	200
Connections	2 - DN110, DN50 vertical inlets 1 - DN110, DN50 horiz. inlet 1 - 2" vertical pump-out 1 - DN40 emergency pump-out 1 - DN 50 vent
Overall dimensions [mm]	D: 750 x L: 600 x H: 779
Complete with	2" and 1" / ¼ lifting device with anti-rotation bracket
Recommended pumps	FEKA 600 MA FEKA VS/VX 550-750-1000-1200 MA
Operating range	From 1 to 24 m ³ /h with head up to 15 mt

FEKAFOS RANGE
COMPLIANT WITH EUROPEAN
NORMATIVE EN 12050-1

FEATURES



**MADE WITH
RECYCLABLE MATERIALS**



COVER

Completely air-tight and easy to install, with seal and safety lock. Withstands the weight of a person up to 100 Kg



INLETS

Designed for drilling of holes in situ on several sides and for several sizes, ranging from DN 110 to DN 50. Guarantees excellent flexibility in plants which are often pre-installed.



OUTLETS

2" Threaded



READY FOR THE FLOATING ALARM INSTALLATION

Designed for mounting floating alarm to be connected to the control panel.



FLOAT SWITCHES

Pre-installed at the correct heights on a support which simplifies any adjustments or maintenance.



COUPLER FOOT

Cast Iron coupler foot with integrated anti-rotation bracket. Simple pump installation and maintenance.



ANCHOR FITTINGS

Stop the tank floating upwards in case of flooding or high groundwater levels.



TWO-PUMP LIFTING STATION

The Fekafos range includes stations with two pumps.

SYMBOLS

Pre-printed directly on the tank near the inlets and the outlets, to make it easy the installation



EMERGENCY OUTLET

Designed for connection to an emergency pump-out system in the event of lengthy electrical power cuts.

FEKAFOS RANGE

FEKAFOS range automatic lifting stations are suitable for collecting and lifting clear, rain and waste water from washing machines, sinks and WCs in systems installed at a lower level than the sewer, in locations such as garages or basements. Models are compact and easy to install.

They are ideal for homes and other residential properties. The **FEKAFOS** is designed for use with one or two (double models) non-automatic single-phase or three-phase pumps without float switch, which must be ordered separately together with the control panel.

FEKAFOS 280

Capacity [l]	280
Connections	1 - DN110, DN50 vertical inlet 2 - DN110, DN50 horiz. inlets 1 - 2" vertical pump-out 1 - DN40 emergency pump-out 1 - DN 50 vent
Overall dimensions [mm]	D: 750 x L: 600 x H: 940
Complete with	lifting device with anti-rotation bracket, 2 bulb start / stop float switches
Recommended pumps	DN 50: FEKA 600 M-NA/T, FEKA VS/VX 550-750-1000-1200 M-NA/T GRINDER 1000-1200-1600 MNA-T GRINDER 1400 M-1800 T FEKA 1400 M-1800 T FEKA 2015 - 2030.2TNA
Operating range	From 1 to 36 m ³ /h with head up to 25 mt



FEKAFOS 280 DOUBLE



Capacity [l]	280
Connections	1 - DN110, DN50 vertical inlet 2 - DN110, DN50 horiz. inlets 2 - 2" vertical pump-out 1 - DN40 emergency pump-out 1 - DN 50 vent
Overall dimensions [mm]	D: 750 x L: 600 x H: 940
Complete with	2 lifting devices with anti-rotation bracket 3 bulb start / stop float switches
Recommended pumps	DN 50: FEKA VS/VX 550-750-1000-1200 M-NA/T GRINDER 1000-1200-1600 MNA-T GRINDER 1400 M-1800 T FEKA 1400 M-1800 T
Operating range	From 1 to 36 m ³ /h with head up to 25 mt

DRENOBOX 600

PE pumping stations

Applications

The Box pumping station finds its ideal use in those applications where the main sewer line is located at a higher level.

Liquids

Rain water, grey water and sewage of domestic origin.

Installation

Box installation is fast and easy. The product is supplied with or without coupling foot and float switch system for single or duplex installation both in single-phase and three-phase.

Applicazioni

Le stazioni di sollevamento Box, trovano il loro impiego nella raccolta e il rilancio di acque chiare domestiche, nei casi dove i collettori fognari si trovano ad un livello superiore quindi non confluibili per gravità.

Liquidi Compatibili

Acque piovane, acque chiare e sporche provenienti dalle utenze domestiche.

Installazione

L'installazione è semplice e veloce, i serbatoi vengono forniti con pressacavi per cavi di alimentazione ed eventuali galleggianti. In tutte le connessioni rapide è presente una guarnizione che ne garantisce la tenuta.

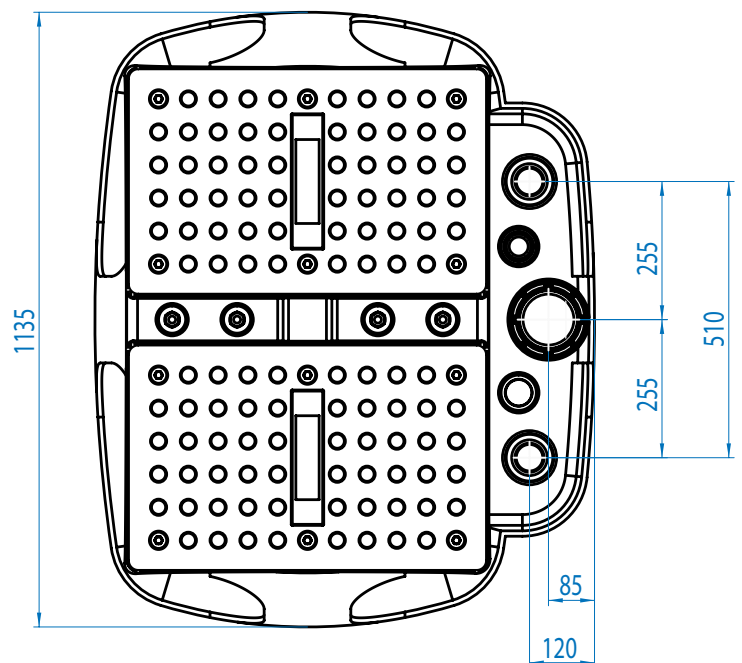
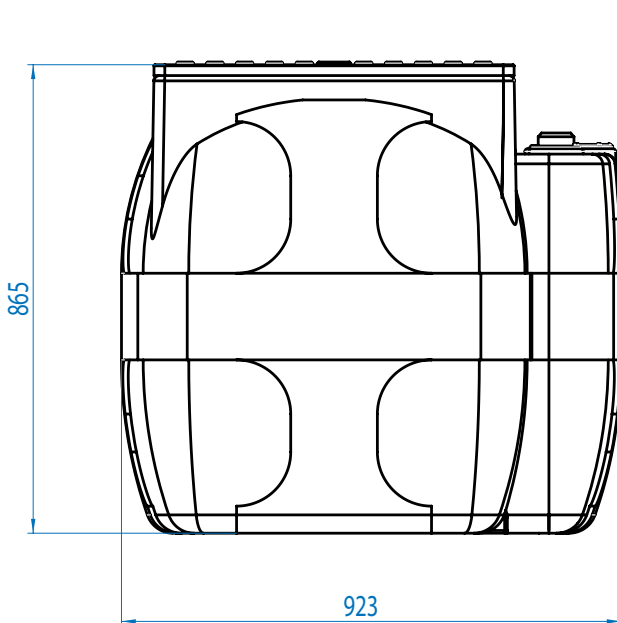


Box 600

Tank in PE	
Capacity	600 L
Dimensions	925x1135 H870
Temperature	+40°C

Box 600

Serbatoio in polietilene	
Capacità	600 L
Dimensioni	925x1135 H870
Temperatura	+40°C



Inlet: Diametro 110 mm
 Outlet: Installazione mobile: 2"
 Installazione fissa: Ø 63 mm
 Kg: 32 (senza pompa ed accessori)
 Ventilazione: guarnizione 50 mm
 Pressacavo: N. 4 M20+2 tappi chiusura
 Pompe installabili: 2

Inlet: Diameter 110 mm
 Outlet: Mobile installation: 2"
 Stationary installation: Ø 63 mm
 Kg: 32 (without pump and accessories)
 Ventilation: 50 mm seal
 Cable clamp: N. 4 M20+2 closing caps
 Pumps installed: 2